

OA – SOS

American Osteoarthritis – By the Numbers

Osteoarthritis can leave you feeling alone – well you're not. This is a massive American problem, consider:

32.5M

Adults have Osteoarthritis

\$65.5B

Annual medical costs

\$2,018

Average per person per year in medical costs

18.7M


Over 50% of adults with Osteoarthritis are of working age

\$71.3B

in annual earning losses

1 in 7

Adults have Osteoarthritis



Disjointed and Out of Joint:

Joint replacement surgery is massive, unwanted, and surging:



790,000
knees



450,000
hips

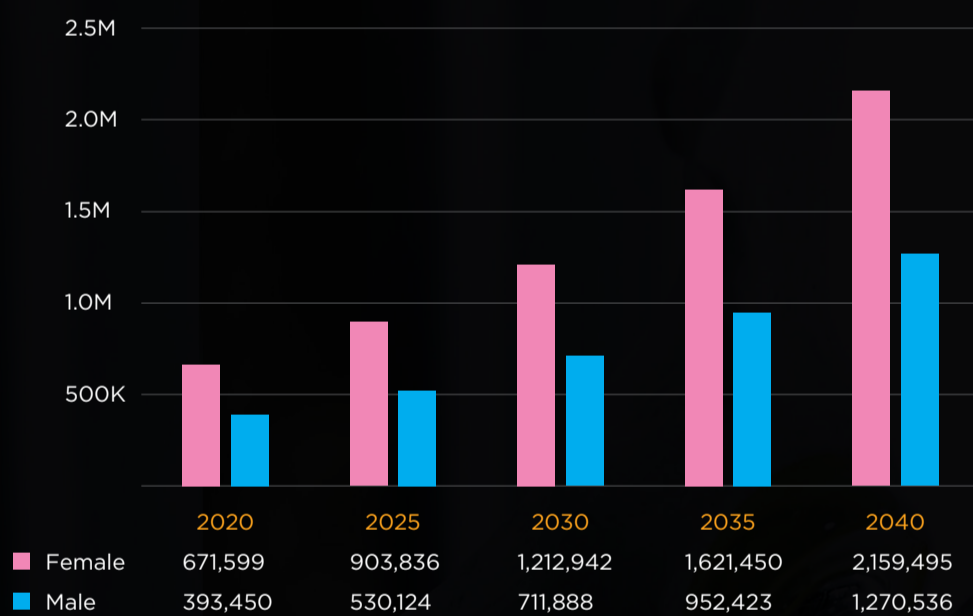


EACH YEAR IN USA.

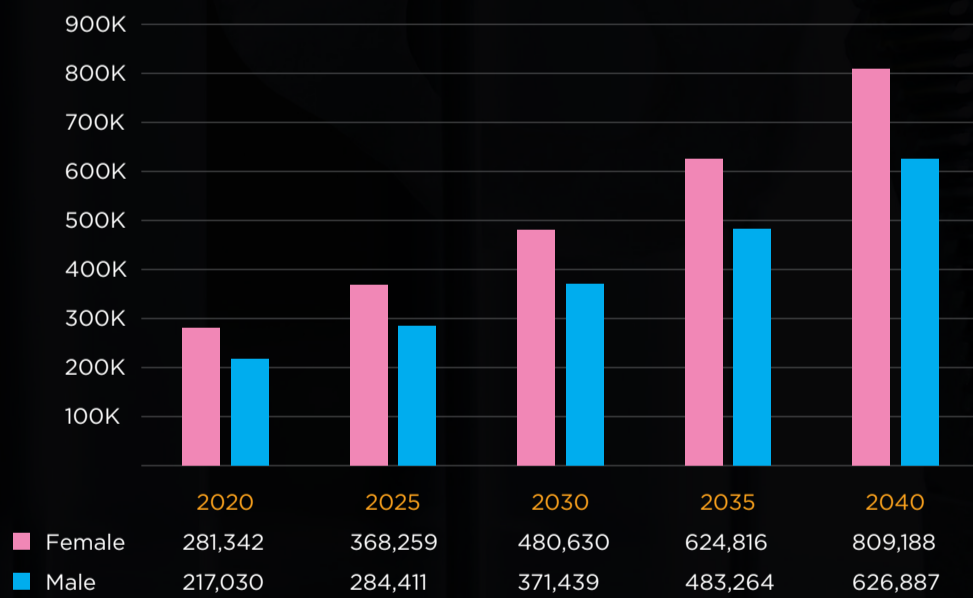
Bad to Worse:

Painful now? Worse coming.

Total knee arthroplasty by sex



Total hip arthroplasty by sex



Congressional Ask – Visibility & Action:

- How Much Do We Spend on OA?
- What Do We Get for Our OA Investment?
- How Do We Invest Smarter to Accelerate OA Cures?

